



Eligible Receiver Keys: 7-Officials

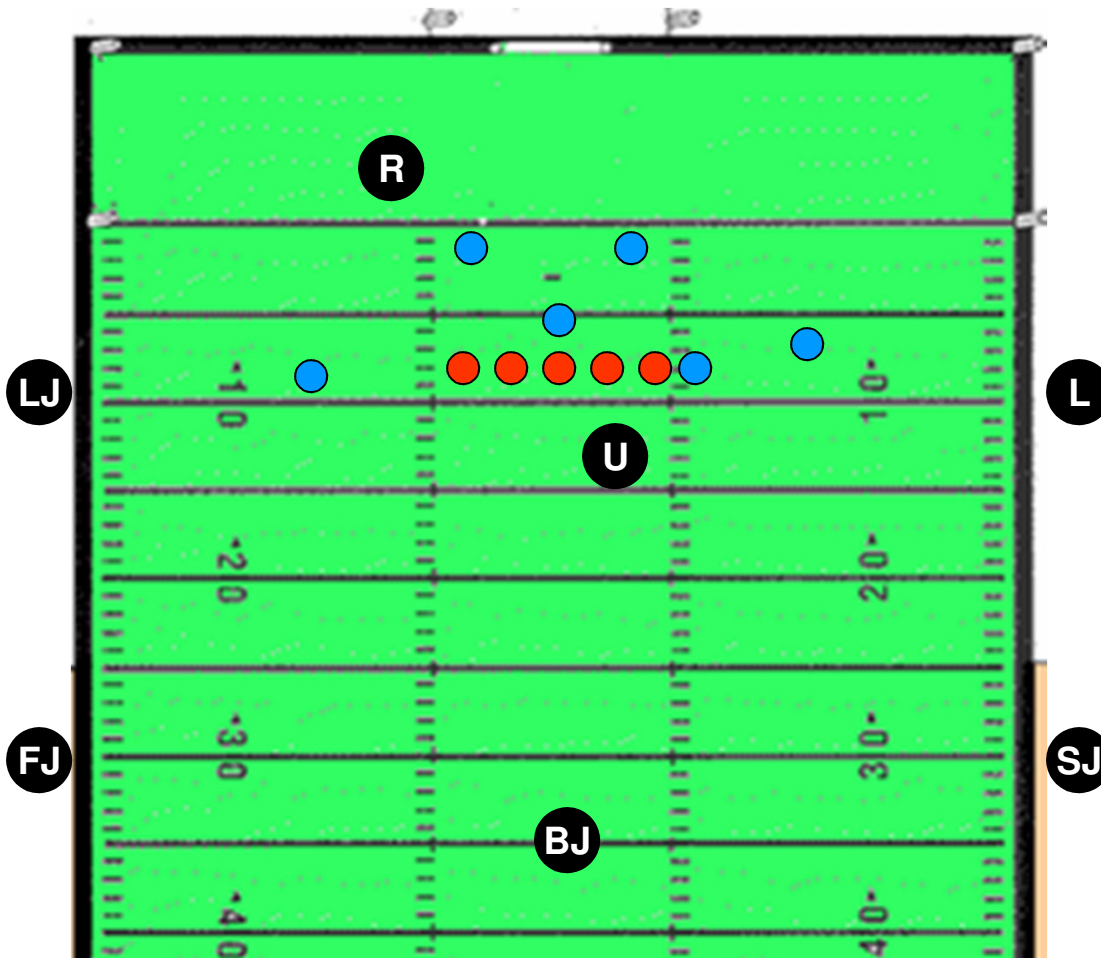
MFOA-2011

This information was adapted from the CCA Football Officiating Manual.

Copyright 2011 by the Collegiate Commissioners Association.

It is for the educational use of MFOA members only and should not be distributed outside of the association.

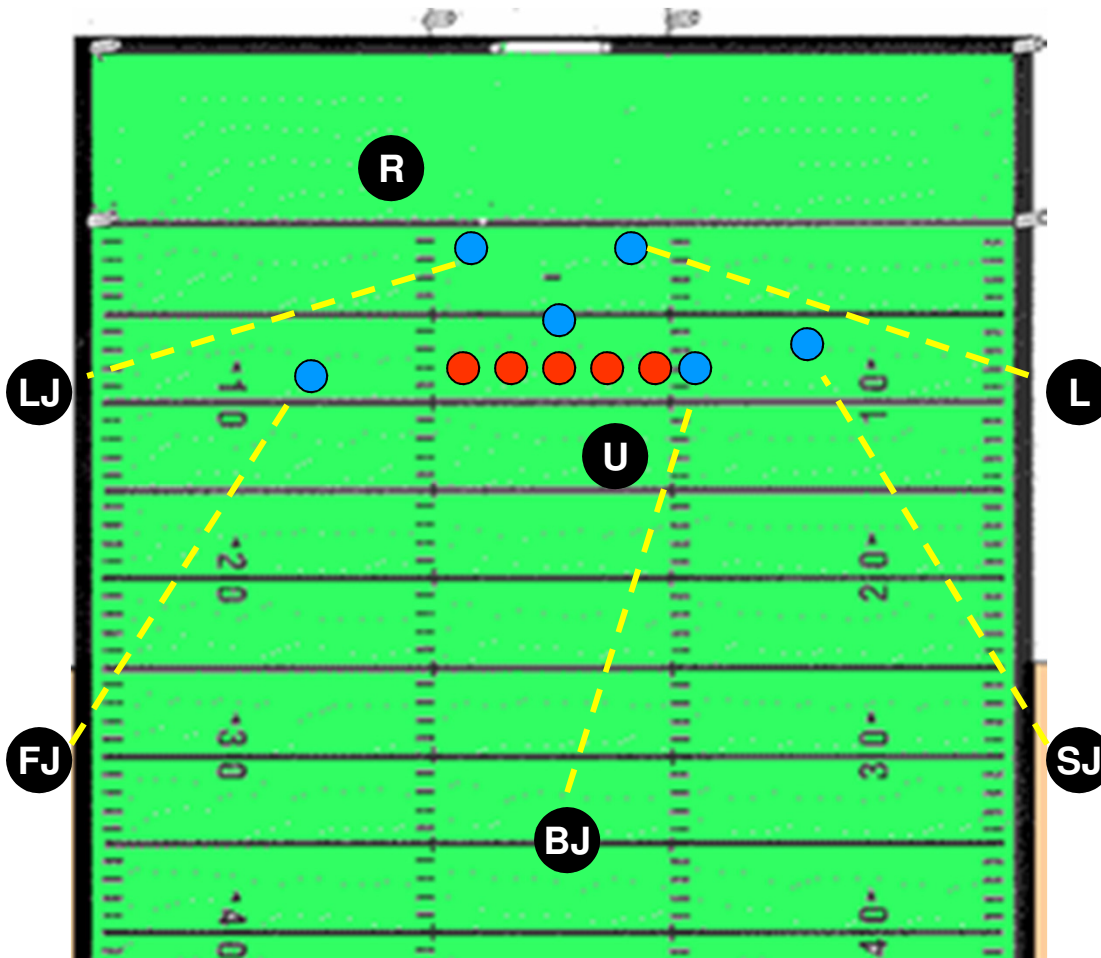
Eligible Receiver Keys for 7-Officials



Key Basics

- Formation strength is declared based on the greatest number of eligible receivers to a particular side
- If the formation is balanced, strength is to the Line Judge's side
- Depending on the strength and formation, the Back Judge will key on the second or third receiver in from the strong side.
- Linesman and Line Judge key on the tackle to your side for reading the play. If strength is to your side, key on the second or third eligible receiver from your side. If strength is to the opposite side, key on the second receiver from your side. Never key on the widest receiver.
- Field Judge and Side Judge key on the widest receiver to your side.
- Motion can change the formation strength which causes keys to change.
- The following are examples.

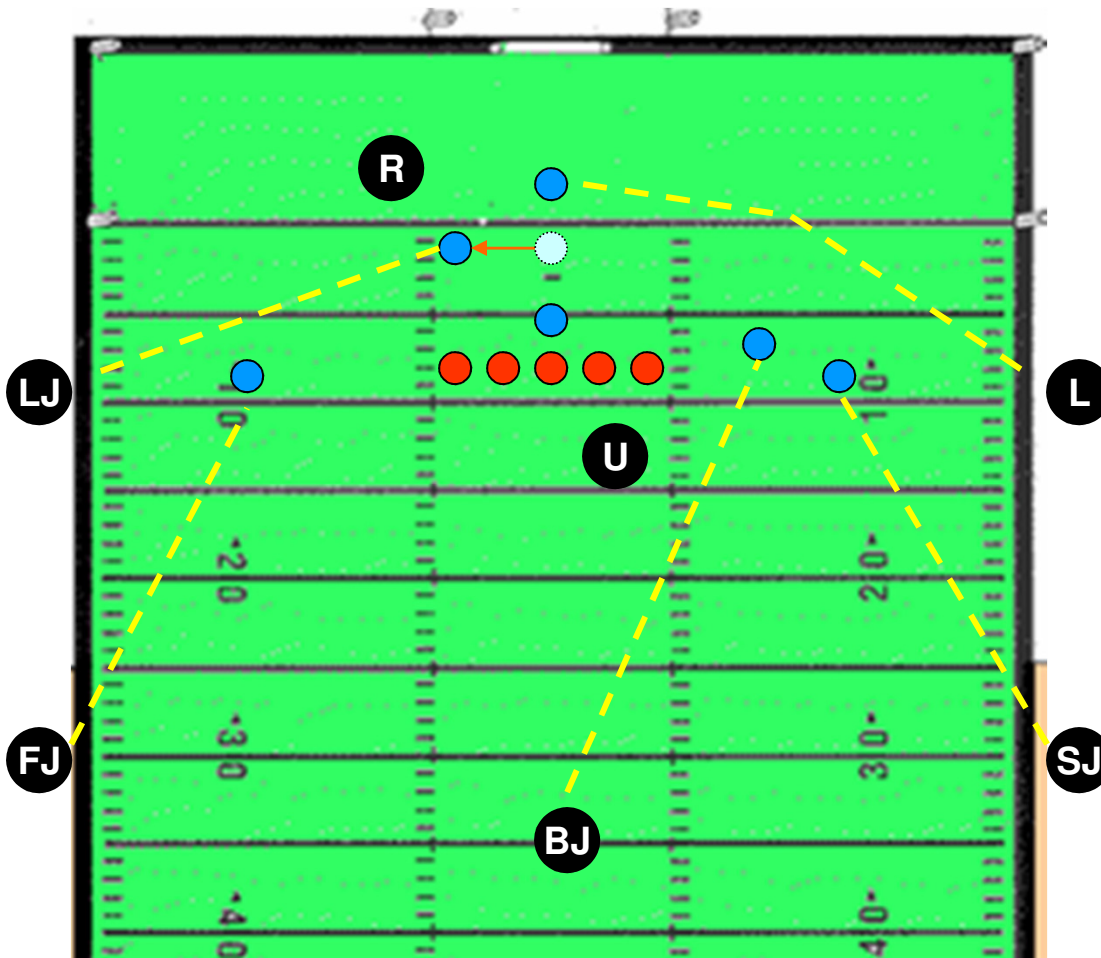
Eligible Receiver Keys for 7-Officials



Pro set
Strength: Linesman side

- R: Keys are QB, backs, and help with tackles
- U: Keys are interior linemen
- L: Key is the 3rd receiver in from your side, the running back.
- SJ: Key is 1st receiver to your side, the outside flanker.
- LJ: Key is the 2nd receiver from your side, the running back, since strength is to the opposite side.
- FJ: Key is 1st receiver to your side, the split-end.
- BJ: Key is the 2nd receiver from the linesman's side, the tight-end.

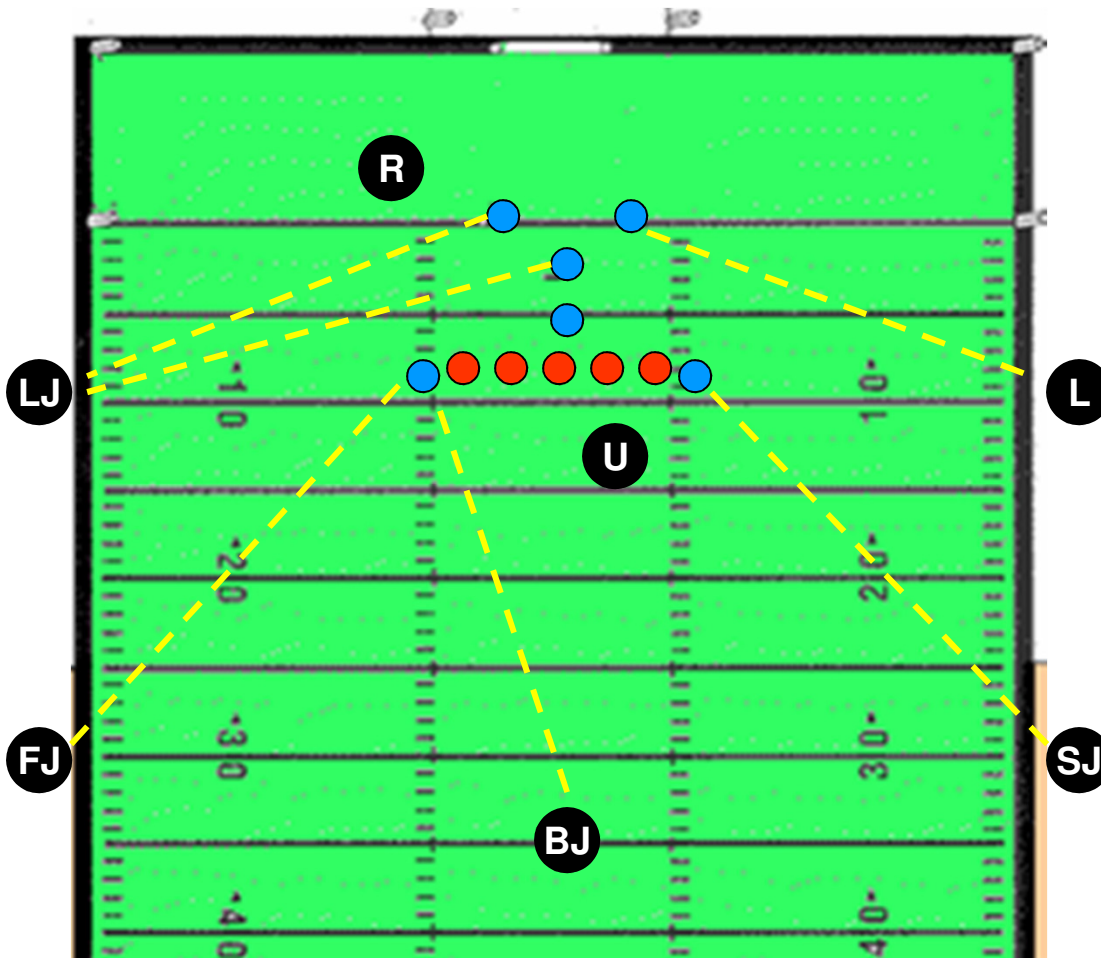
Eligible Receiver Keys for 7-Officials



Motion man inside the tackle at the snap
Strength: Linesman side

- R: Keys are QB, backs, and help with tackles
- U: Keys are interior linemen
- L: Key is the 3rd receiver in from your side, the running back.
- SJ: Key is 1st receiver to your side, the wide-out.
- LJ: Key is the 2nd receiver from your side, the running back who is coming in motion to your side.
- FJ: Key is 1st receiver to your side, the split-end.
- BJ: Key is the 2nd receiver from the linesman's side, the inside split-end.

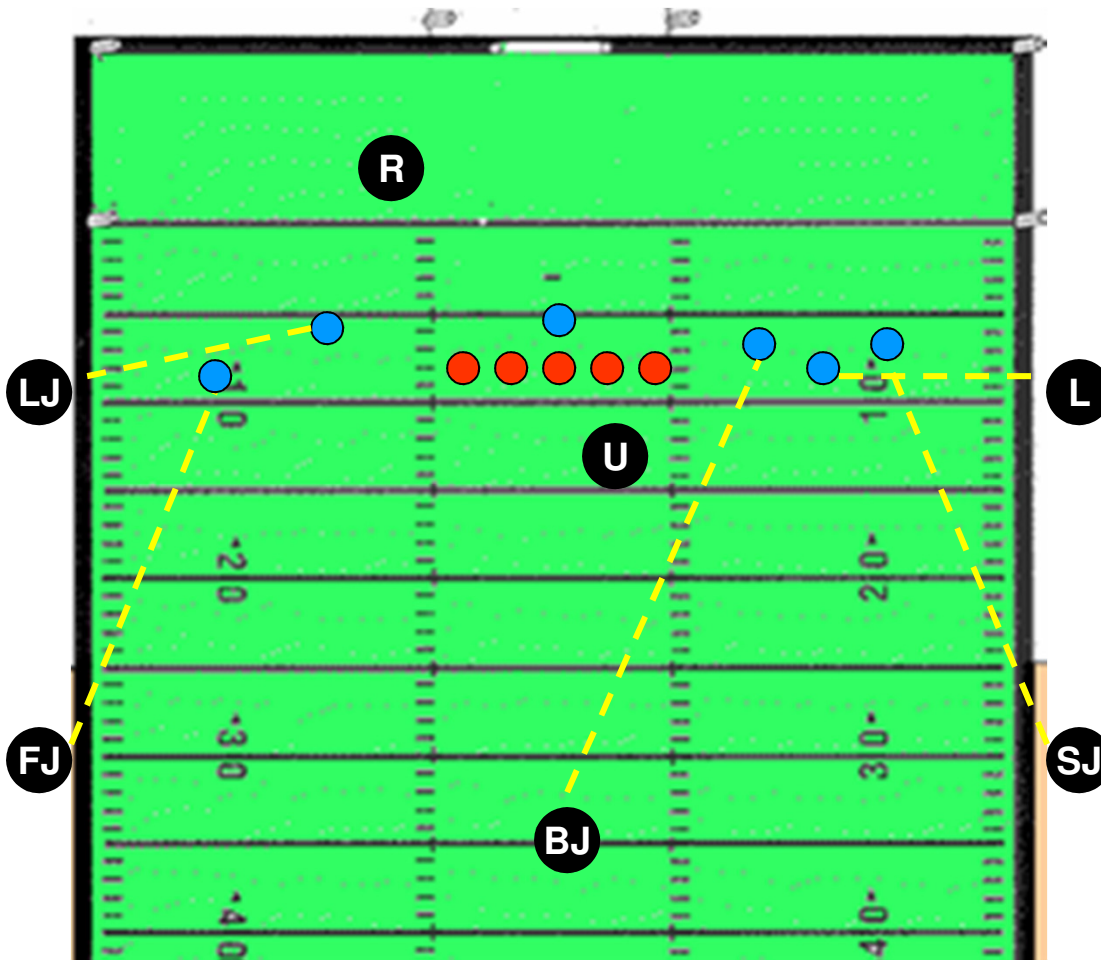
Eligible Receiver Keys for 7-Officials



- R: Keys are QB, backs, and help with tackles
- U: Keys are interior linemen
- L: Key is the 2nd receiver in from your side, the running back.
- SJ: Key is 1st receiver to your side, the tight-end.
- LJ: Keys is the 2nd and 3rd receivers from your side since these are both backs.
- FJ: Key is 1st receiver to your side, the tight-end.
- BJ: Assist the FJ with the tight-end.

Balanced, Double tight-end
Strength: Line Judge side

Eligible Receiver Keys for 7-Officials



Three receivers to one side, empty backfield
Strength: Linesman side

R: Keys are QB, backs, and help with tackles

U: Keys are interior linemen

L: Key is the 2nd receiver from the linesman's side, the split-end on the line of scrimmage.

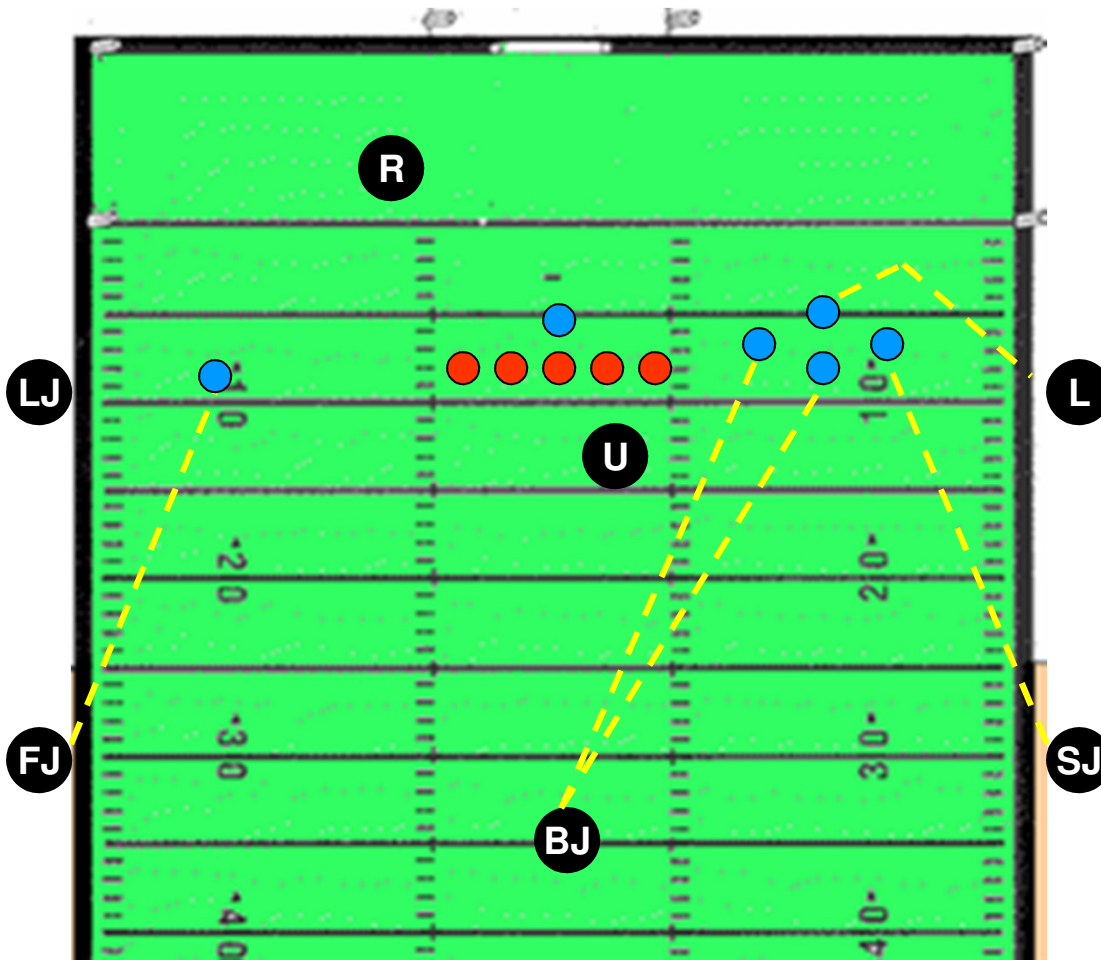
SJ: Key is 1st receiver to your side which is the outside flanker closest to the sideline.

LJ: Key is the 2nd receiver from your sideline since strength is to the opposite side.

FJ: Key is the 1st receiver from your side, the split-end.

BJ: Key is the 3rd receiver in from your sideline.

Eligible Receiver Keys for 7-Officials



Four receivers unaligned, empty backfield
Strength: Linesman side

R: Keys are QB, backs, and help with tackles

U: Keys are interior linemen

L: Key is the 2nd receiver from the linesman's side, the split-end on the line of scrimmage .

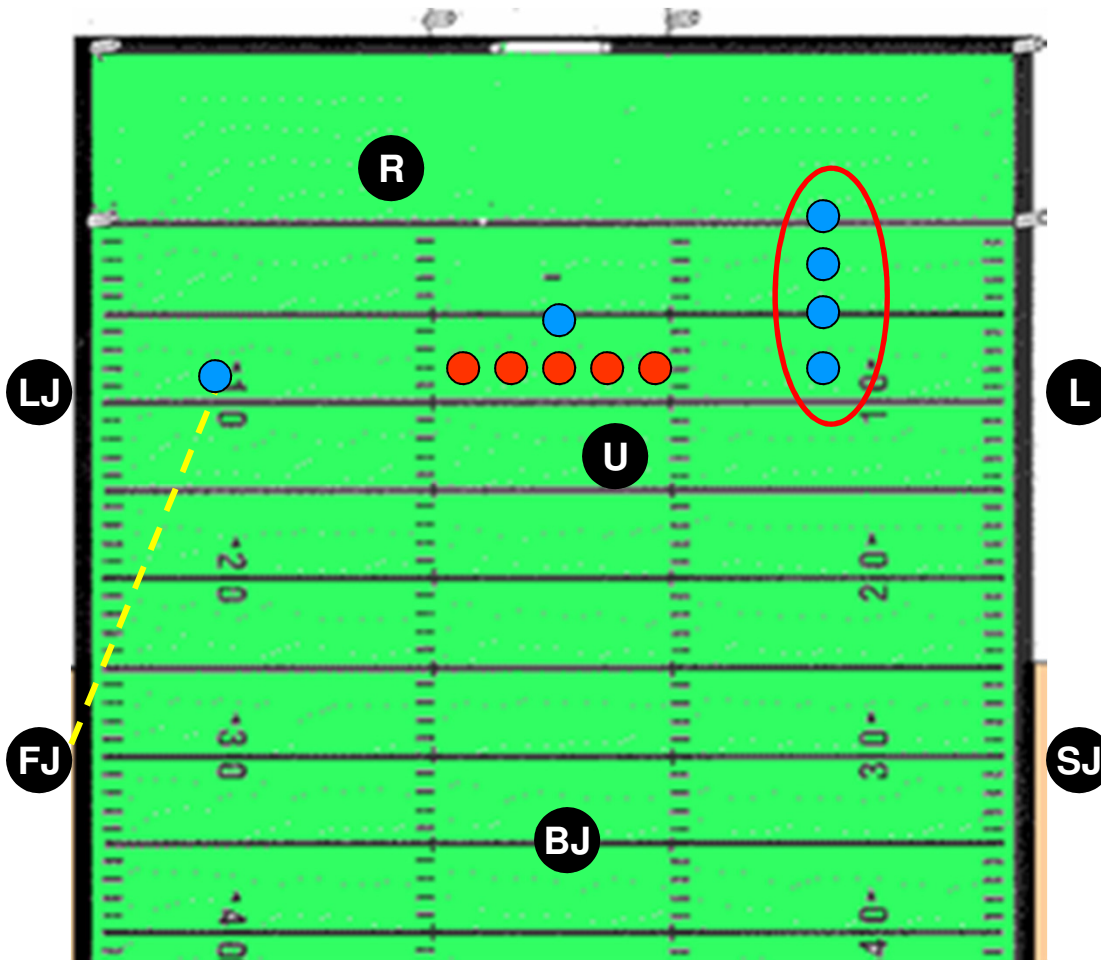
SJ: Key is 1st receiver to your side which is the outside flanker closest to the sideline.

LJ: No key in this formation.

FJ: Key is the 1st receiver from your side, the split-end.

BJ: Keys are 3rd and 4th receivers to your side, the back flanker and the inside-most receiver in the bunch.

Eligible Receiver Keys for 7-Officials



R: Keys are QB, backs, and help with tackles

U: Keys are interior linemen

L: No formal key. Determined as receivers move into coverage areas.

SJ: No formal key. Determined as receivers move into coverage areas.

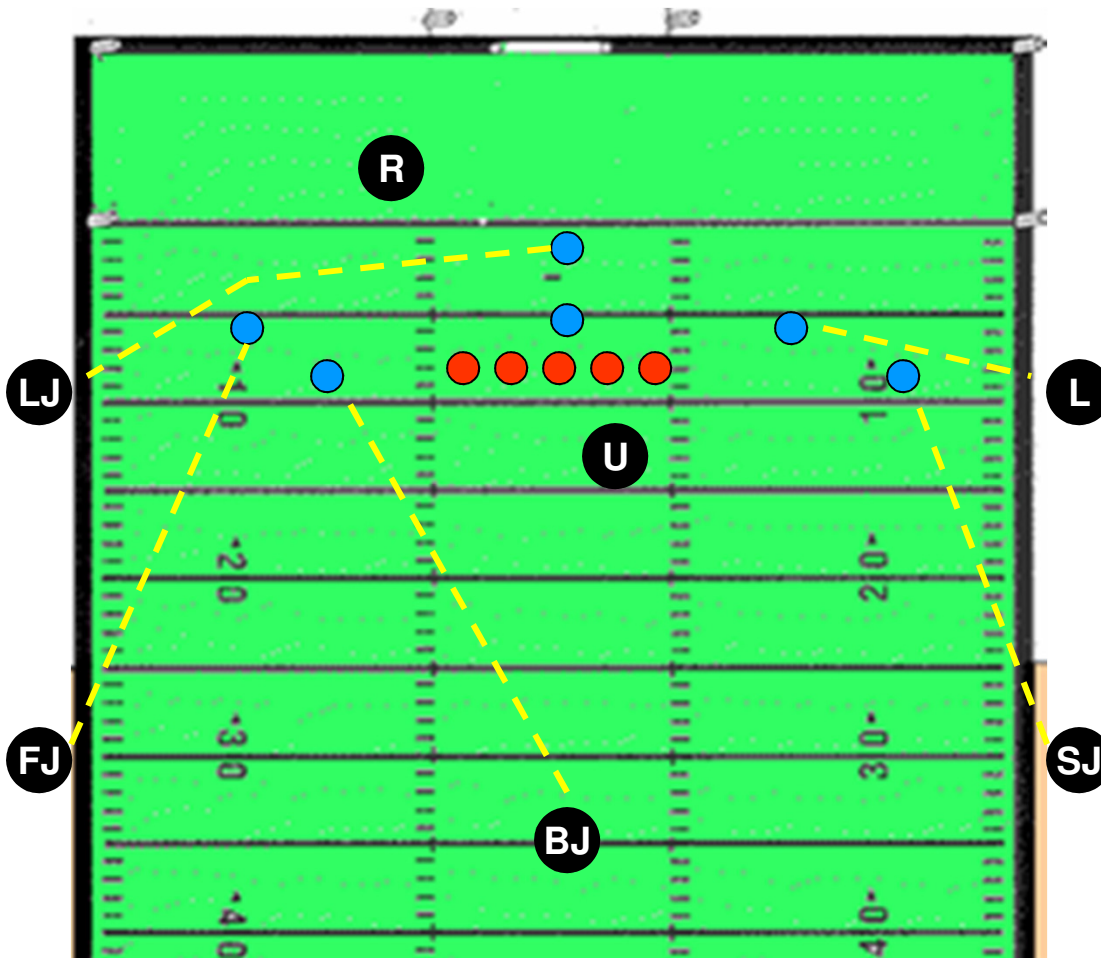
LJ: No key in this formation.

FJ: Key is the 1st receiver from your side, the split-end.

BJ: No formal key. Determined as receivers move into coverage areas.

**Four receivers stacked, empty backfield
Strength: Linesman side**

Eligible Receiver Keys for 7-Officials



**Balanced, Double wing
Strength: Line Judge side**

R: Keys are QB, backs, and help with tackles

U: Keys are interior linemen

L: Key is 2nd receiver to your side (flanker) since strength is to the opposite side.

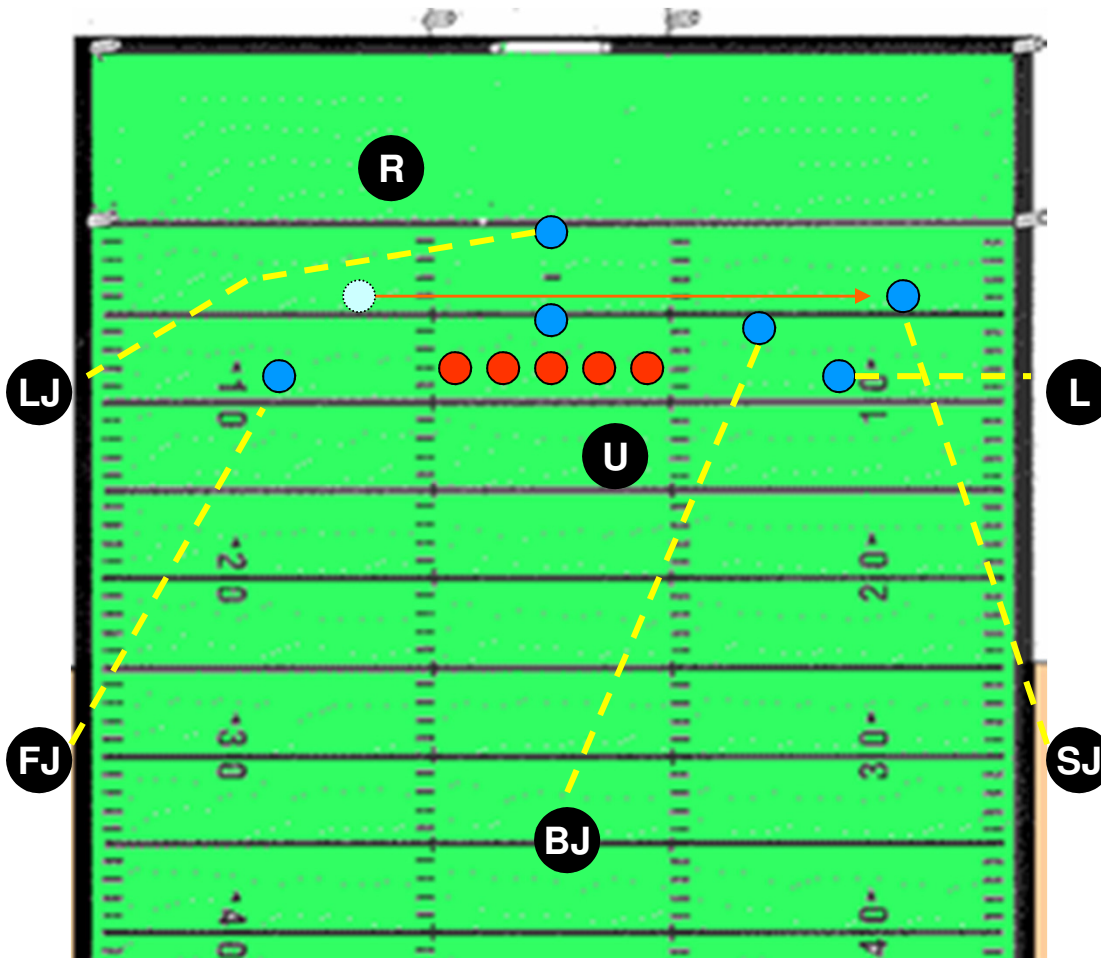
SJ: Key is 1st receiver to your side, the split-end on the line.

LJ: Key is the 3rd receiver from your side, the running back. Strength is to your side.

FJ: Key is the 1st receiver from your side, the flanker off the line.

BJ: Key is the 2nd receiver from the line judge's side, the split-end

Eligible Receiver Keys for 7-Officials



**Motion to three receivers to one side
Strength: to Linesman side
as a result of the motion**

R: Keys are QB, backs, and help with tackles

U: Keys are interior linemen

L: Key is 2nd receiver to your side (flanker) once the motion man becomes the outside receiver.

SJ: Key is 1st receiver to your side which is the player in motion. Before motion, original key was the split-end on the line.

LJ: Key is the running back before and after the motion. Strength change from your side to opposite side.

FJ: Key is the 1st receiver from your side, the split-end. The motion did not change your key.

BJ: Key is the 3rd receiver from the linesman's side. Before motion, original key was the player who went in motion.